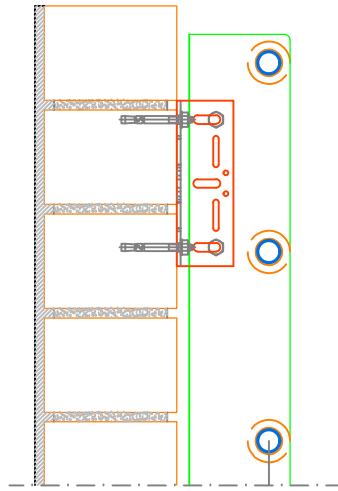


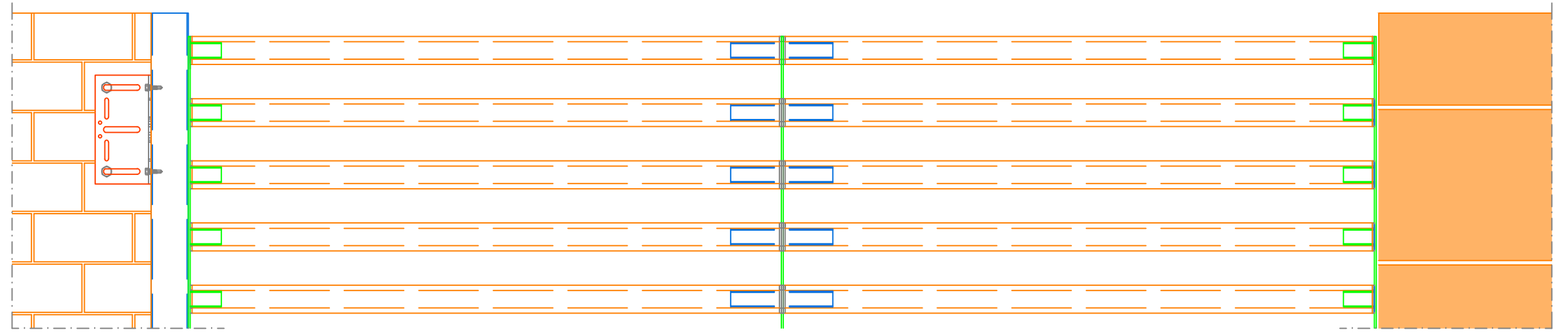
VERTICAL SECTION

SCALE: 1/8



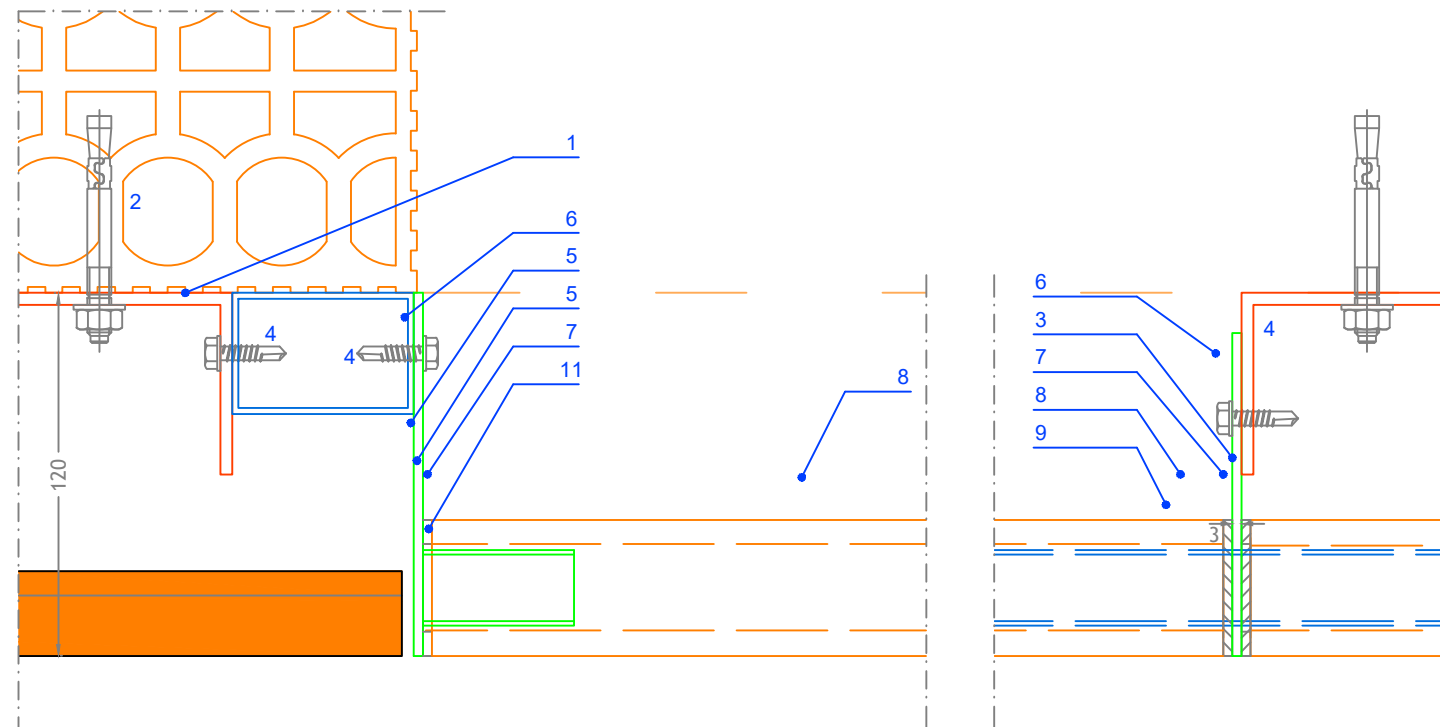
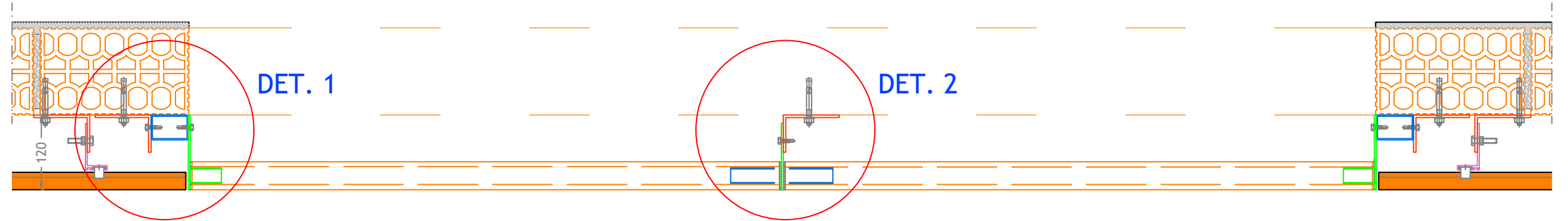
ELEVATION

SCALE: 1/8



HORIZONTAL SECTION

SCALE: 1/8



DETAIL 1
SCALE: 1/2.5

DETAIL 2
SCALE: 1/2.5

LEGEND :

- | | |
|---|---|
| 1. MS / MR | 7. NEOPRENE PACKING RING |
| 2. MECHANICAL ANCHORAGE | 8. CERAMIC BRIOL LOUVER 60 x 60 MM |
| 3. ANGULAR PROFILE e=3mm | 9. RECTANGULAR ALUMINIUM PROFILE 40 x 40 MM SPECIAL |
| 4. AUTOSCREW N12 FILETE 5.5 MM | 10. SIDE CLOSURE |
| 5. DOBLE ANGULAR PROFILE e=2mm | 11. SCREW DIN 7982 5,5x22 AISI 304 |
| 6. CALCULATED RECTANGULAR ALUMINIUM PROFILE | |

Measures in mm.

PROYECTO: SPHERIC LOUVER		CLIENTE:	
PLANO: Vertical Section – Horizontal Section			N° PLANO:
EMPLAZAMIENTO DE OBRA:		ESCALA:	REVISION:
DIBUJADO POR: M.Rabadán		UBICACION INFORMATICA:	
		FECHA: 18/11/2019	

FAVETON
TERRACOTA