

FAVETON DESIGN TEMPLATE




FLAT TILE

Geometry limits for tiles:
600 x 1500 mm.

Maximum thickness for
flat ceramic tile: 30 mm


DESIGN SPACE 01_FRONT VIEW



SECTION



FRONT VIEW EXAMPLE 01



SECTION EXAMPLE



VOLUMETRIC TILE

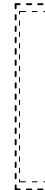
Geometry limits for tiles:
450 x 1200 mm.

Maximum thickness for
volumetric ceramic tile:
80 mm

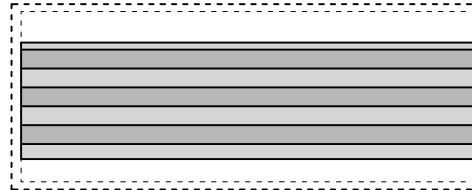
DESIGN SPACE 02_FRONT VIEW



SECTION



FRONT VIEW EXAMPLE 02



SECTION EXAMPLE

